

6th ANNUAL CONGRESS

European Society of Paediatric Endoscopic Surgeons

28th - 30th September 2016
MADRID



SCIENTIFIC PROGRAM

ESPES, SIVI, GECI, BAPES & GEEP JOINT CONGRESS
6th Annual Congress of the European Society of Paediatric Endoscopic Surgery (ESPES)
Annual Congress of the Società Italiana di Videochirurgia Infantile (SIVI)
Extraordinary Meeting of the Groupe d'Etude en Coeliochirurgie Infantile (GECI)
Annual Congress of the Grupo Español de Endocirugía Pediátrica (GEEP)





Welcome Message



Dear Friends,

Madrid has taken the honor and the responsibility to host the 6th Congress of the European Society of Pediatric Endoscopic Surgeons.

For all of us it has been a pleasure to organize this important Meeting.

Thanks to the effort of the Local organizing Committee and the Executive Board members with the professional support of the Seatra Technical Secretariat, all difficulties has been overcome and turn into enjoyable tasks.

A very interesting program has been developed thanks to the excellent works received from everyone of you. A great number of paper received obliged us to split 3 sessions in Friday morning. This was done to maintain time for presentations and discussion between delegates and moderators and keep a 2 days Congress model.

The Scientific Committee has been done an excellent work in selecting a high quality program in all areas of minimal invasive surgery in children. We'll enjoy listening to the last tendencies in surgery and discuss them with experts and trainees.

I want to thank to the medical industry its support in organizing workshops, conferences, invited registrations and financial assistance. The technical information and innovative new developments are basic for our practice development and improvement.

I also finally want to thank to the local authorities of the Hospital Universitario Gregorio Marañón and Universidad Complutense de Madrid for their support, specially for allow us to use the excellent facilities of the Centre either for the Congress and for the pre-congress workshops and meetings as well.

I hope that everybody will enjoy this Meeting between friends, industry and professionals.

Welcome to Madrid!

Juan Carlos de Agustín Asensio

Congress Chairman



Welcome Message



Dear Colleagues,

The 6th ESPES annual congress in Madrid should be a new milestone in the ESPES growth. Membership dramatically increased this year, as well as the number of abstract submissions. Furthermore, the SIVI will hold its national meeting the day before the congress. Moreover, French GECEI and Spanish GEEP are also organizing a pre-congress session.

Our European community involved in MIS for children is clearly moving in the right direction.

The annual ESPES workshop, as well as the Masterclass are focused on new techniques and our Board is pleased to welcome renowned international faculties to thoroughly cover these topics. Furthermore, throughout the year, various courses and workshops are organized and endorsed by ESPES in different European countries. Some of them are now endorsed by our partners EUPSA and IPEG as well. It is our plan to work closely with both these societies in the near and long term future.

There will be several innovative additions to this congress. A half-day parallel session, four poster-walk sessions and a final session regarding Best Papers Presentations. All were carefully prepared, although any newly added item to the agenda has to be evaluated. Depending of their success along with your written feedback, we will try to adapt future gatherings accordingly. Such discussions should ideally take place during the GA.

I sincerely hope the congress is very enjoyable for all of you. We are extremely grateful to our congress organizers Juan Carlos de Agustin and his teams, and to the industry for its wonderful support. Welcome to Madrid and thanks to each of you for coming. Very best wishes.

Sincerely,

Philippe Montupet
President of the European Society of
Paediatric Endoscopic Surgeons



European Union of Medical Specialists
EACCME - European Accreditation Council for Continuing Medical Education
Institution of the UEMS
Rue de l'Industrie 24, B-1040, Brussels
T: +32 2 649 5164 | F: +32 2 640 37 30 | E: accreditation@uems.eu

Juan Carlos de Agustín Asensio

SUBJECT: EACCME accreditation granted EACCME-14543-G

We are pleased to inform you that your application for European accreditation for:

6th Annual Congress of the European Society of Endoscopic Surgeons

Venue: Madrid, Spain (28.-30.09.2016)

Event code: 14543

was granted **17 European CME credits (ECMEC)** by the European Accreditation Council for Continuing Medical Education (EACCME).

European Accreditation

European Accreditation is granted by the EACCME in order to allow participants who attend the above-mentioned activity to validate their credits in their own country.

Accreditation Statement

Accreditation by the EACCME confers the right to place the following statement in all communication materials including the registration website, the event programme and the certificate of attendance. The following statements must be used without revision:

-The 'Juan Carlos de Agustín Asensio' (or) '6th Annual Congress of the European Society of Endoscopic Surgeons' is accredited by the European Accreditation Council for Continuing Medical Education (EACCME) to provide the following CME activity for medical specialists. The EACCME is an institution of the European Union of Medical Specialists (UEMS), www.uems.net.

-The '6th Annual Congress of the European Society of Endoscopic Surgeons' is designated for a maximum of (or 'for up to') 17 hours of European external CME credits. Each medical specialist should claim only those hours of credit that he/she actually spent in the educational activity.

-Through an agreement between the European Union of Medical Specialists and the American Medical Association, physicians may convert EACCME credits to an equivalent number of AMA PRA Category 1 Credits™. Information on the process to convert EACCME credit to AMA credit can be found at www.ama-assn.org/go/internationalcme.

-Live educational activities, occurring outside of Canada, recognized by the UEMS-EACCME for ECMEC credits are deemed to be Accredited Group Learning Activities (Section 1) as defined by the Maintenance of Certification Program of The Royal College of Physicians and Surgeons of Canada.

EACCME credits

Each medical specialist should claim only those hours of credit that he/she actually spent in the educational activity. The EACCME credit system is based on 1 ECMEC per hour with a maximum of 3 ECMECs for half a day and 6 ECMECs for a full-day event.

Logo

The UEMS – EACCME logo is a service mark of the European Union of Medical Specialists – European Accreditation Council for CME. This service mark may be used publicly only with the permission of the UEMS – EACCME. The logo may only be used in conjunction with, and in proximity to, the EACCME accreditation statement. The logo cannot be used in notices, advertising, or promotion of activities other than in association with the EACCME accreditation statement.

Feedback report

The EACCME requires you to provide a feedback report of the event within four weeks of its completion together with a copy of the list of participants and the results of the individual feedback assessments by participants.

Brussels, 9. 9. 2016 The UEMS – EACCME Secretariat



Contents:

Congress Venue 6

Accessibility 6

Organization 8

Program at a Glance 10

Scientific Program 13

Workshops 14 - 16

SIVI / GECI / GEEP Meetings 17 - 19

Oral & Posters presentations 21

INFORMATION:

Congress: www.espes.org.es

SIVI Meeting: www.sivitaly.com

GECI Meeting: www.geciweb.fr

Secretary:

www.seatra.es

espesmadrid2016@seatra.es





Congress Venue

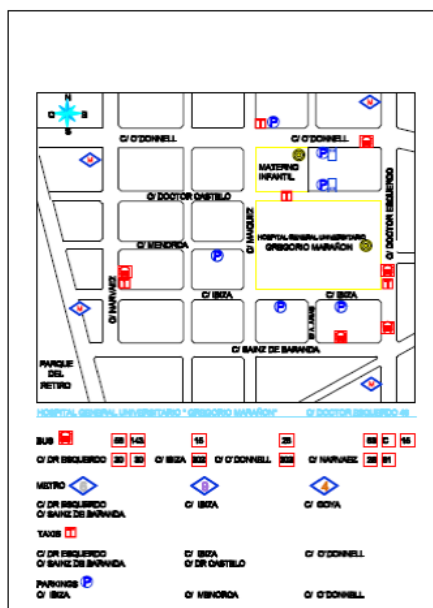
1. Workshops & SIVI/GECI Congresses

- Hospital **Infantil** Universitario Gregorio Marañón (Gregorio Marañón University **Children's** Hospital). Calle O'Donnell 48-50.

2. ESPES Congress

- Pabellón docente del Hospital **General** Universitario Gregorio Marañón (Gregorio Marañón University **General** Hospital main auditorium) Calle Ibiza.

Accessibility



- BUS
 - O'Donnell St.: 2-28-203-E2-E3-N6-N27 & Airport bus
 - Doctor Esquerdo St.: 30-56-143-156-202
 - Ibiza St.: 202-N8
 - Sainz de Baranda St.: 15-215-202
 - Narváez St.: 26-61-63-C2
- Metro
 - Line 6: O'Donnell-Sainz de Baranda
 - Line 9: Sainz de Baranda-Ibiza
- Taxi
 - Dr. Esquerdo St.; Ibiza St.; O'Donnell St.; Maiquez St.; Dr. Castelo St.



Organization

ESPEs Congress Organizing Committee:

- Chairman: Juan Carlos de Agustín (Spain)
- Co-Chairman: Indalecio Cano Novillo (Spain)
- Philippe Montupet (France)
- Ciro Esposito (Italy)
- Mario Mendoza Sagaon (Switzerland)
- Paul Philippe (Luxemburg)
- Jozef Babala (Slovakia)
- Piergiorgio Gamba (Italy)
- Raimundo Beltrá Picó (Spain)

Executive Board of the European Society of Paediatric Endoscopic Surgeons:

- President: Philippe Montupet (France)
- President elect: Ciro Esposito (Italy)
- Secretary: Mario Mendoza Sagaon (Switzerland)
- Treasurer: Paul Philippe (Luxemburg)
- Webmaster: Jozef Babala (Slovakia)
- Executive Board: Piergiorgio Gamba (Italy)
- Executive Board: Raimundo Beltrá Picó (Spain)



Scientific Committee

Isabela Draghici
Radoica Jokic
Holger Till
Emanuel Sapin
Michal Rygl
Paola Midrio
Munther Haddad
Sandor Sarkozy
Henri Steyaert
Piotr Czauderna
Jorge Correira Pinto
Francois Varlet
Stefan Gfroerer
Maria Dolores Argos Rodríguez
Carlos Giné Prades
Zacharias Zachariou
Dalibor Murgas
Orkan Ergun
Amulya Saxena
Fabio Chiarenza

Local Congress Organizing Committee

Juan C. de Agustín
Julio Cerdá
José María Angulo
Elena de Tomás
Esther Molina
David Peláez
Alberto Parente
Rubén Ortiz
María Antonia García-Casillas
Agustín del Cañizo
María Fanjul
Beatriz Berenguer
Laura Burgos
Conchi Lorca
Laura Pérez Egido
Beatriz Fernández
Manuel de la Torre
Javier Ordóñez



Program at a Glance

Wednesday, September 28th

Children's hospital

MAIN AUDITORIUM (Salón de actos)

Children's Hospital	08.00 - 08.30	08:30 - 14:30	14:30 - 15:30	15:30 - 19:00	20:00 - 22:00
Main Hall	Registration Main Floor	Masterclass of Endourology	Lunch	SIVI Congress	Welcome Reception
Room 1		GECI Robotic Workshop		GECI Meeting	
Room 2				GEEP Meeting	
4th - 5th Floor		Advanced Skills Lab			

ESPES Welcome Reception at Novotel Madrid Center, c/ Odonnell 53 20:00-22:00 H

Thursday, September 29th

Pabellón docente, General Hospital

	Aula Magna	Chairmen & Speakers
07:30-08:00	Registration	
08:00-09:00	Session I, Gastrointestinal I	Maria Grazia Scuderi (I) & Radoica Jokic (RS)
09:00-10:00	Session II, Gastrointestinal II	Holger Till (A) + Fabio Chiarenza (I)
10:00-10:30	Inaugural Act	<i>Juan C. de Agustín (E), Philippe Montupet (F) and Local authorities (E)</i>
10:30-11:00	Coffee break & Commercial Exhibition	
11:00-12:20	Session III, Gastrointestinal III	Mario Mendoza-Sagaon (CH) + Piotr Czauderna (Pol)
12:20-13:10	Session IV, Gastrointestinal IV	Ciro Esposito (I) + Philip Szavay (CH)



	Aula Magna	Chairmen & Speakers
13:10-13:30	ESPEs President Address	<i>Philippe Montupet (F)</i>

13:30-15:00 Lunch & Commercial Exhibition

14:00-15:00 Poster Sessions I & II

	Poster Sessions	Chairmen
14:00-15:00	Session I, Gastrointestinal	Lucas Matthyssens (B), Carlos Giné Prades (E)
14:00-15:00	Session II, Miscellaneous	Gloria Pelizzo (I), Alexey Gusev (Rus)

	Aula Magna	Chairmen & Speakers
15:00-15:30	Keynote lecture I	Ketan Parish (India) <i>Introduced by P. Philippe (Lux)</i>
15:35-16:30	Session V, Miscellaneous I	Munther Haddad (UK) & Jozef Babala (SK)
16:30-17:30	Debate: Hirschsprung Disease	<i>de la Torre (USA), Van der Zee (Netherlands), Mattioli (Italy), Patkowski (Poland)</i>
17:40-19:00	Annual General Assembly	Only Members

Annual Gala Dinner at Puerta 57, Real Madrid Football Club Stadium

21:00 H

Friday, September 30th

Pabellón docente, General Hospital

	Aula Magna	Chairmen & Speakers
08:00-08:50	Session VI, Urology I	Jeff Valla (F), Vincenzo di Benedetto (I)
08:50-09:40	Session VII, Urology II	Henri Steyaert (Bel) & Orkan Ergun (Tur)
09:40-10:30	Session VIII, Urology III	Giovanna Riccipetioni (It) & Burak Tander (Tur)
10:30-11:00	Coffee break & Commercial Exhibition	
11:00-12:15	Session IX, Urology IV	Rafik Shalaby (Egypt) & Manuel Lopez (F)



	Aula Magna	Chairmen & Speakers
12:30-13:30	Session X, Innovations	Jorge Correia Pinto (Port) & Stefan Gfroerer (D)
13:30-14:00	Keynote lecture II	<i>Francois Laborde (F) Introduced by J. Tovar (E)</i>

2nd floor	Parallel Session	Chairmen & Speakers
08:00-08:55	Session XI, Thorax I	François Becmeur (Fr) & Michal Rygl (CZ)
08:55-10:05	Session XII, Thorax II	Laurent Fourcade (F) & Paul Philippe (Lux)
10:05-10:30	Coffee break & Commercial Exhibition	
10:30-11:25	Session XIII, Miscellaneous II	Paola Midrio (I) & Thomas Tsang (UK)
14:00-15:30	Lunch & Commercial Exhibition	
14:30-15:30	Poster Sessions III & IV	

	Poster Sessions	Chairmen
14:30-15:30	Session III, Urology	Hubert Lardy (F), Tamas Kovacs (Hu)
14:30-15:30	Session IV, Thorax	Isabela Draghici (Rom), Marcos Prada Arias (E)

	Aula Magna	Chairmen & Speakers
15:30-16:00	Keynote lecture III	<i>Marcelo Martínez-Ferro (Argentina) Introduced by Juan C de Agustin</i>
16:05-16:15	ESPES Awards	<i>Philippe Montupet (F), Paul Philippe (F) & Piergiorgio Gamba (I)</i>
16:20-17:20	Session XIV: ESPES/SIVI/GECI/GEPP Best Paper Presentations	Raimundo Beltrá (E) & Amulya Saxena (UK)
17:20-17:30	Closing remarks	<i>Ciro Esposito (I)</i>

Exhibits Dates and Times

- Thursday, 29th 09:00 – 18:00 h
- Friday, 30th 09:00 – 16:00 h

Exhibits will take place at the Main Hall of the Pabellón Docente, Aula Magna (Main auditorium), Hospital General Universitario Gregorio Marañón.



VI ESPES Annual meeting
Madrid, Spain

Tuesday, September 27th

09:00 – 18:00 ESPES Executive Board Meeting
4th Floor, Children's Hospital

Wednesday, September 28th

08:30-14:30 Advanced Skills Lab: Chairmen: Juan de Agustin (E), Mario Mendoza-Sagaon (CH), Miguel Sánchez Hurtado (E) & Amulya Saxena (UK)

Laparo-Endoscopic Single Site Surgery (LESS)

Faculty: *International*

4th and 5th Floor Children's Hospital

08:30-14:30 Masterclass of Pediatric Endourology: Chairmen: Ciro Esposito (I), Dr. Jose Maria Angulo (E) & Alberto Parente (E)

ENDO-UROLOGY "Congenital or acquired urologic stenosis and stone advanced treatment"

Faculty: *International*

Main Auditorium Main level - 0 Floor Children's Hospital

08:30-14:30 GECI Workshop: Chairmen: Hubert Lardy (F) & Laurent Fourcade (F)

Pediatric Robotic Surgery

Faculty: *International*

Room No. 1 Main Level – 0 Floor

14:30-15:30 Lunch

15:30-19:00 SIVI Congress (Italian)

15:30-19:00 GECI Meeting (French)

15:30-19:00 GEEP Meeting (Spanish)

20:00-23:00 ESPES Welcome Reception. Venue at Novotel Madrid Center



Advanced Skills Lab: Laparo-Endoscopic Single Site Surgery (LESS)

Wednesday September 28, 2016 (8.30-14.30 h)

Chairmen: **Juan de Agustin (E), Mario Mendoza-Sagaón (CH), Miguel Sánchez Hurtado (E) & Amulya Saxena (UK)**

Faculty: Juan de Agustin (E), Mario Mendoza-Sagaón (CH), Amulya Saxena (UK), Miguel Sánchez Hurtado (E), Piergiorgio Gamba (I), Munther Haddad (UK), Piotr Czauderna (Pol), Indalecio Cano (E), Araceli García (E), Rafik Shalaby (Egypt), Francisco Sánchez Margallo (E), Laura Correa (E), Francisco Pérez (E).

Venue: 4th Floor (Group A) and 5th Floor (Group B), at Children's Hospital

8:30 h INTRODUCTORY TALKS

	Speaker	Topics
Group A	Juan de Agustin (E)	Instruments
	Mario Mendoza-Sagaón (CH)	Basic Principles
Group B	Amulya Saxena (UK)	Instruments
	Miguel Sánchez Hurtado (E)	Basic Principles

9:30 h PELVITRAINER PRACTICES

Time	Level	Tasks
9:30 h	Basic Training	<ol style="list-style-type: none"> 1. Introduction of port 2. Ergonomics 3. Optic position & instruments triangulation 4. How to avoid clashing 5. Grasping and displacing objects
10:30 h	Advanced Training	<ol style="list-style-type: none"> 1. Cutting practice on endoscopic plates 2. Knotting 3. Suturing
12:30 h	Cholecystectomy	<ol style="list-style-type: none"> 1. Infundibular traction 2. Cystic artery dissection, coagulation and cutting 3. Cystic duct dissection, clipping and cutting 4. Gallbladder bed dissection and removal



Masterclass of Pediatric Endourology

Wednesday September 28, 2016 (8.30-14.30 h)

"ENDO-UROLOGICAL MANAGEMENT OF PEDIATRIC RENAL, URETERAL AND BLADDER PATHOLOGIES"

Chairmen: *Ciro Esposito (I)*, *José María Angulo (E)*, *Alberto Parente (E)*

	Speaker	Topics
1	Laura Pérez (E) Beatriz Fernández (E)	Presentations of patients for live surgery sessions
2	Rosa Romero (UK)	Systematic analysis of endourologic approach to congenital uropathies
3	Paolo Caione (I)	Microperc in pediatric renal stones disease: How and when?
4	Annabelle Paye- Jaouen (F)	Endoscopic treatment of congenital obstructive megaureters, personal experience and literature review
5	Rubén Ortiz (E)	Congenital obstructive megaureteres: Analysis of the first 100 cases
6	Ciro Esposito (I)	Endoscopic treatment of Bladder urothelial neoplasms in pediatric age
7	Philipp Szavay (CH)	Principles of technique and outcomes of endoscopic incision for the treatment of ureterocele in children
8	Laura Burgos (E)	Sphincteric dilatation and Botox injection: our experience in the treatment of refractory voiding dysfunction

LIVE SURGERY (2 ORs)

1. Megaureter obstructive megaureter: endoscopic treatment in 3 months-old.
2. Megaureter obstructive megaureter: endoscopic treatment in 6 months-old.
3. Pyeloureteral junction obstruction: Retrograde endourological balloon dilatation: 3 months-old.
4. Pyeloureteral junction obstruction with ureteral reimplantation (Cohen procedure) previously: Retrograde endourological balloon dilatation: 4 years-old.
5. Orthotopic ureterocele: 1 year-old.
6. Endoscopic treatment of incontinence in neurogenic bladder: 9 years-old



GECI Workshop: Pediatric Robotic Surgery Wednesday September 28, 2016 (8.30-14.30 h)

Chairmen: **Hubert Lardy (F) & Laurent Fourcade (F)**

Faculty: **Hubert Lardy (F) & Laurent Fourcade (F)**

VENUE: Room No. 1 Main Level – 0 Floor, CHILDREN'S HOSPITAL

Topics

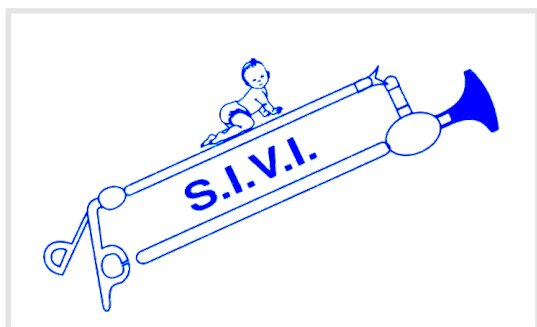
How to successfully implement a robotic pediatric surgery program: lessons learned after 300 procedures in Tours and Limoges

Robot-assisted surgery: current status evaluation in abdominal and urological pediatric surgery

Assessment of paediatric thoracic robotic surgery

Learning curve and robotic surgery: How improve it with simulation program

Place of robotic for oncological surgery in children



Annual Congress of the Società Italiana di Videochirurgia Infantile (SIVI)

Wednesday, September 28th / Mercoledì 28 di Settembre

VENUE: Main Auditorium at Main Level – 0 Floor, CHILDREN'S HOSPITAL

15:00-19:30 SIVI Congress (Italian)

15.30-15.40 Benvenuto del Presidente

15.40-16.30 Comunicazioni Libere

16.30-17.30 Tavola Rotonda

17.30-18.00 Comunicazioni Premio SIVI

18.00-18.50 Comunicazioni Libere

18.50-19.00 Conclusione dei Lavori



Programme de la réunion extraordinaire du Groupe d'Etude en Coelochirurgie Infantile (GECI)

Wednesday, September 28th / Mercredi 28 Septembre

VENUE: Room 1 at Main Level – 0 Floor, CHILDREN'S HOSPITAL

15:30-19:00 h Réunion GECI (Français)

Lieu : Salle n° 1, Niveau 0, Hôpital d'Enfant Universitaire Gregorio Marañón

15:30-16:45 h TABLE RONDE 1 : Chirurgie Bariatrique

Modérateur : Henri Steyaert

1. Guillaume PODEVIN: "Sleeve gastrectomy" (15 min)
2. Naziha KHEN-DUNLOP : "By-Pass gastrique" (15 min)
3. Henri STEYAERT: "Anneau Gastrique" (15 min)
4. Estelle AUBRY: "Nouvelles Approches" (15 min)
5. Discussion générale et... remise en question: (15 min)

16:45-17:00 h Pause-café

17:00-18:15 h TABLE RONDE 2 : Thoracoscopie

Modérateur : Emmanuel Sapin, François Becmeur

- 1- Hubert LARDY: "Robot et thoracoscopie chez l'enfant" (15 min)
- 2- Frédéric HAMEURY: Transposition des techniques adultes de résection pulmonaire chez l'enfant (15 min)
- 3- Pascale PHILIPPE-CHAUMETTE: Tumeurs thoraciques et thoracoscopie (15 min)
- 4- Christian PIOLAT: Pathologie infectieuse ou post-infectieuse pulmonaire (abcès pulmonaires, DDB, aspergillomes etc.) (15 min)
5. Paul PHILIPPE: "Rôle de la thoracoscopie dans les anomalies encerclantes de l'arc aortique" (15 min)

18:15-18:45 h Lecture de clôture:

Dominique GOSSOT (I.M.M., Paris):

"Segmentectomies anatomiques par thoracoscopie : aspects techniques et développements en cours »

"Thoracoscopic anatomic segmentectomies : technical aspects and ongoing developments"



Programa de la Reunión del Grupo Español de Endocirugía Pediátrica (GEEP)

Wednesday, September 28th / Miércoles 28 de Septiembre

VENUE: Room 2 at Main Level – 0 Floor, CHILDREN'S HOSPITAL

15:30 - 17:15 Presentación de Comunicaciones Orales y Videos:
Moderadores: Lucas de Mingo, Raimundo Beltrá.

15:30-15-40 MOVILIZACIÓN INTRATORÁCICA DE BARRA DE NUSS. ABORDAJE TORACOSCÓPICO. (VIDEO) Núñez, Bernardo; Brun, Nuria; Riba, Mireia; Esteve, Clara; Bardaji, Carlos Corporació Sanitaria Parc Tauli Sabadell (Barcelona)

15:40-15-50 ESPECTRO QUIRÚRGICO E HISTIOPATOLÓGICO DEL TRATAMIENTO MÉDICO DEL PLASTRÓN APENDICULAR. NUESTRA EXPERIENCIA (VIDEO). Bernardo Núñez, Mireia. Riba, Clara. Esteve, Nuria Brun, Begonia Sánchez, Carlos Bardaji. Corporació Sanitaria Parc Tauli Sabadell (Barcelona)

15:50-16-00 ABORDAJE TORACOSCÓPICO DE HERNIA DIAFRAGMÁTICA DERECHA DE DIAGNÓSTICO TARDÍO Irene Martínez Castaño*, Ramón Ruiz Pruneda, María José Aranda García, Juan Pedro Hernández Bermejo. Servicio de Cirugía Pediátrica, Hospital Clínico Universitario Virgen de la Arrixaca, Murcia

*Autor presentador. Servicio de Cirugía Pediátrica, Hospital Universitario N^a Sra de Candelaria, Tenerife

16:00-16-10 PAPEL DE LA RETROPERITONEOSCOPIA EN UROLOGÍA PEDIÁTRICA. Verónica Alonso Arroyo, Laura Cabarcas Maciá, Sonia Pérez Bertólez, María José Moya Jiménez, Juan Carlos Valladares, Francisco García Merino. Servicio de Cirugía Pediátrica, Hospital Universitario Virgen del Rocío (Sevilla)

16:10-16-20 PASOS A SEGUIR EN LA RESECCIÓN LAPAROSCÓPICA DE LA MALFORMACIÓN LINFÁTICA INTRAABDOMINAL. Verónica Alonso (1), Doudou Gueye (2), Sonia Pérez Bertólez (1), Juan Morcillo (1), Hossein Allal (2) 1) Departamento de Cirugía Pediátrica, Hospital Universitario Virgen del Rocío- Sevilla (España). 2) Departamento de Cirugía Pediátrica, Hôpital Lapeyronie- CHU Montpellier et Université de Montpellier (Francia).

16:20-16-30 UTILIDAD DEL PUERTO ÚNICO EN EL TRATAMIENTO DE LA COLITIS ULCEROSA REFRACTARIA Verónica Alonso, Juan Morcillo, María José Moya, Rocío Granero, Javier Bueno. Hospital Universitario Virgen del Rocío- Sevilla

16:30-16-40 CIRUGÍA CONSERVADORA VIA LAPAROSCÓPICA EN EL TRATAMIENTO DE QUISTES RENALES. Verónica Alonso Arroyo, Estrella de la Torre, Sonia Pérez Bertólez, Juan Carlos Valladares Mendias, Francisco García Merino. Hospital Universitario Virgen del Rocío- Sevilla

16:40-16:50 APENDICOSTOMÍA CONTINENTE MALONE- ALLAL EN CIRUGÍA PEDIÁTRICA LAPAROSCÓPICA COMO TRATAMIENTO DEL ESTREÑIMIENTO Y ENCOPRESIS GRAVES.



Verónica Alonso (1), Doudou Gueye (2), Juan Morcillo (1), Sonia Pérez- Bertólez (1), María José Moya (1), Hossein Allal (2). 1) Departamento de Cirugía Pediátrica, Hospital Universitario Virgen del Rocío- Sevilla (España).
2) Departamento de Cirugía Pediátrica, Hôpital Lapeyronie- CHU Montpellier et Université de Montpellier (Francia).

16:50-17:00 DIVERTICULECTOMÍA VESICAL MEDIANTE LAPAROSCOPIA TRANSPERITONEAL. Tordable Cristina, Cabezalí Daniel, Cano Indalecio, Carrillo Isabel, Aneiros Belén, Redondo Jesús, Gómez Andrés. H. Universitario 12 de Octubre, Madrid.

17:00-17:10 ESPECTRO DE COMPLICACIONES EN APENDICECTOMÍA LAPAROSCÓPICA. Aneiros Belen, Garcia Araceli, Tordable Cristina, Cabezalí Daniel, Cano Indalecio, Carrillo Isabel, Redondo Jesús, Melero Leonor, López María, Gómez Andres. H. Universitario 12 de Octubre, Madrid.

17:15 - 19:00 Mesa redonda de Cirugía Neonatal: Atresia de Esófago.

Moderador: Manuel López.

Ponentes: Juan C. de Agustín, Indalecio Cano Novillo, Araceli García, Dariusz Patkowski, Xavier Tarradó.

1.- Selección y preparación de pacientes para toracosocpia en atresia de esófago. Ventajas iniciales de la toracosocpia. Juan Carlos de Agustín

2.- Técnica toracosocpia en atresia de esófago con fístula traqueoesofagica, Trucos y consejos. Araceli García

3.- Problemas y complicaciones de la toracosocpia en la atresia de esófago. Indalecio Cano

4.- Atresia long gap por toracosocpia. Técnicas de elongación toracosocpicas. Dariusz Patkowski

5.- Resultados actuales en la atresia de esófago por toracosocpia. Revisión bibliográfica. Indalecio Cano

6.- Toracotomia vs. toracosocpia. Controversias. Xavier Tarradó.

7.- Curvas de aprendizaje y entrenamiento en atresia de esófago por toracosocpia. Modelos de simulación. Indalecio Cano



Thursday, September 29th

Pabellón Docente, General Hospital

07:30 Open Registration

08:00-09:00 Session I, Gastrointestinal I:

Chairmen: Maria Grazia Scuderi (I), Radoica Jokic (RS)

- 08:00-08:05 LAPAROSCOPIC PYLOROMYOTOMY: A STUDY OF THE LEARNING CURVE. *Aurélien BINET, François BASTARD, Ann-Rose COOK, Pierre MEIGNAN, Karim BRAÏK; Anne LE TOUZE, Caroline SZWARC, Thierry VILLEMAGNE, Clémence KLIPFEL-LHOMMET and Hubert LARDY.* CHU TOURS - Gatien de Clocheville. Tours, France
- 08:05-08:10 LAPAROSCOPIC PYLOROMYOTOMY EXPERIENCE FEEDBACK. *Aurélien BINET, Clémence KLIPFEL-LHOMMET, Ann-Rose COOK, Pierre MEIGNAN, François BASTARD and Hubert LARDY.* CHU TOURS - Gatien de Clocheville. Tours, France
- 08:10-08:15 EARLY DISCHARGE FOLLOWING LAPAROSCOPIC PYLOROMYOTOMY. *Fouad Dina, Mansoor Khizer, Panteli Christina and Tsang Thomas.* Norfolk and Norwich University Hospital. UK
- 08:15-08:22 SURGICAL TREATMENT FOR HYPERTROPHIC PYLORIC STENOSIS: NATIONAL STUDY. *François BASTARD, Aurélien BINET, Ann-Rose COOK and Hubert LARDY.* CHU TOURS - Gatien de Clocheville Hospital. Tours, France
- 08:22-08:27 PRIMARY TORSION OF THE VERMIFORM APPENDIX TREATED BY TRANSUMBILICAL LAPAROSCOPIC ASSISTED APPECTOMY IN A TODDLER MALE. *Lima Mario, Gargano Tommaso, Maffi Michela, Al-Taher Raed.* Department of Pediatric Surgery, Bologna University. Bologna, Italy
- 08:27-08:32 LATERAL THERMAL DAMAGE OF MESOAPPENDIX AND APPENDICEAL BASE DURING LAPAROSCOPIC APPECTOMY IN CHILDREN: COMPARISON OF THE HARMONIC SCALPEL (ULTRACISION), BIPOLAR COAGULATION (LIGASURE) AND THERMAL FUSION TECHNOLOGY (MISEAL). *Pogoreli Zenon, Kati Josip, Mrkli Ivana, Jeron Ana, Šušnjar Tomislav, Juki Miro, Vilovi Katarina; Perko Zdravko.* Split University Hospital, Croatia
- 08:32-08:37 GASTROESOPHAGEAL REFLUX IN CHILDREN UNDER ONE YEAR OF AGE: LAPAROSCOPIC CORRECTION. *Conighi Maria Luisa, Bleve Cosimo, Costa Lorenzo, Buccil Valeria, Chiarenza Salvatore.* Department of Pediatric Surgery and Pediatric Minimally Invasive Surgery and New Technologies San Bortolo Hospital, Vicenza, Italy
- 08:37-08:42 LAPAROSCOPIC NISSEN FUNDOPLICATION: A SINGLE CENTRE EXPERIENCE. *Vella Claudio, Costanzo Sara, Maestri Luciano, Marinoni Federica, Filisetti Claudia, Riccipetoni Giovanna.* Pediatric Surgery Department V. Buzzi Children's Hospital. Milano, Italy
- 08:42-08:49 LAPAROSCOPIC NISSEN FUNDOPLICATION IN CHILDREN: 15 YEARS EXPERIENCE. *Razumovsky Alexander, Rachkov Victor, Alkhasov Abdumanap, Mitupov Zoricto, Batayev Said-Khassan and Kulikova Nadezhda.* Russian State Medical University and Filatov Children's Hospital, Moscow, Russia
- 08:49-08:54 DESCRIPTION OF SURGICAL AND POST-OPERATIVE COMPLICATIONS IN PERCUTANEOUS ENDOSCOPIC GASTROSTOMY AND PERCUTANEOUS ENDOSCOPIC GASTROSTOMY ASSOCIATED WITH LAPAROSCOPIC NISSEN FUNDOPLICATION IN PEDIATRIC PATIENTS. *Leganes Villanueva Carlos.* Hospital Universitario VALL D'HEBRON. Barcelona, Spain
- 08:54-08:59 ADEQUATE PATIENT SELECTION FOR LAPAROSCOPIC ASSISTED PERCUTANEOUS ENDOSCOPIC GASTROSTOMY TUBE (LA-PEG) PLACEMENT. *Schuster Blanca, Furlano Raoul, Holand Cunz Stefan and Zimmermann Peter.* Department of Pediatric Surgery, University Children's Hospital Basel, Switzerland; Department of Pediatric Gastroenterology & Nutrition, University Children's Hospital Basel, Switzerland



09:00-10:00 Session II, Gastrointestinal II

Chairmen: Holger Till (A) & Fabio Chiarenza (I)

- 09:00-09:07 LAPAROSCOPIC REPAIR OF CONGENITAL DUODENAL OBSTRUCTION IN NEONATES AND CHILDREN - LESSONS LEARNED. *Gfroerer Stefan, Theilen Till Martin and Rolle Udo*. University Hospital Frankfurt. Frankfurt, Germany
- 09:07-09:12 ESTIMATION OF EFFICACY OF LAPAROSCOPIC MANAGEMENT OF MALROTATION IN PEDIATRIC AGE. *Alqadi Gratiana Oana, Saxena Amulya K*. Department of Paediatric Surgery, University of Medicine and Pharmacy 'Carol Davila', Bucharest, Romania; Department of Paediatric Surgery, Chelsea and Westminster Hospital NHS Foundation Trust, Imperial College London, London, United Kingdom
- 09:12-09:17 LAPAROSCOPIC APPROACH TO GASTROINTESTINAL DUPLICATIONS: A MULTICENTRIC EXPERIENCE. *De Corti Federica, Codrich Daniela, Gobbi Dalia, Midrio Paola, Gamba Piergiorgio*. Pediatric Surgery, University-Hospital of Padova, Italy; Pediatric Surgery, Burlo Garofolo Children Hospital, Trieste, Italy; Pediatric Surgery, Cà Foncello Hospital, Treviso, Italy; Pediatric Surgery, Cà Foncello Hospital, Treviso, Italy
- 09:17-09:22 LAPAROSCOPIC ASSISTED APPROACH TO PAEDIATRIC MECKEL'S DIVERTICULUM IN LAPAROSCOPIC ERA. *Abdullah Abdullah, Bertozzi Mirko, Oral Akgün, Akn Melih, Dokucu Alihsan*. Ataturk University School of Medicine Dept. of Pediatric Surgery, Erzurum, Turkey; Ataturk University School of Medicine Dept. of Radiology, Erzurum, Turkey; Ataturk University School of Medicine Dept. of Anesthesiology and Reanimation, Erzurum, Turkey
- 09:22-09:27 LAPAROSCOPY IN GASTROINTESTINAL SYSTEM PERFORATIONS OF DIFFERENT ETIOLOGIES AND LOCATIONS IN CHILDREN. *Arslan Alici Cigdem, Arda M. Surhan, Alici Umut, Ilhan Huseyin, Tokar Baran*. Turkey
- 09:27-09:32 LAPAROSCOPIC EXCISION OF UNUSUAL HEPATIC CYSTS IN CHILDREN: CASE SERIES. *Anzelewicz Stefan, Murawski Maciej, Losin Marcin, Golebiewski Andrzej and Czauderna Piotr*. Medical University of Gdansk. Poland
- 09:32-09:37 LAPAROSCOPIC CHOLECYSTECTOMY IN CHILDREN: THE OUTCOME OF PATIENTS WITH CHOLEDOCHOLITHIASIS AND SIMPLE CHOLELITHIASIS. *Frybova Barbora, Zemkova Daniela, Zeman Lubos, Vyhnanek Martin, Mixa Vladimir, Rygl Michal*. Department of Paediatric Surgery, Charles University in Prague, 2nd Faculty of Medicine, University Hospital Motol in Prague, Czech Republic
- 09:37-09:42 A NOVEL BILIARY STENT REGISTRY SYSTEM AND ITS IMPLEMENTATION. *Phaily Ary and Thomas John*. Ashford and St. Peter's Hospitals NHS Foundation Trust; University Hospital of Wales, UK
- 09:42-09:47 LAPAROSCOPIC CYSTECTOMY OF HEPATIC HYDATID CYSTS LOCATED IN UNFAVORABLE LOCATION. *Sasi Szabo Laszlo*. University of Debrecen, Hungary
- 09:47-09:54 RULES AND TECHNICAL ARTIFICES OF THE LAPAROSCOPIC APPROACH OF CHILDREN CHOLECYSTITIS. *Draghici Isabela, Popescu Maria, Raicu Anca, Darasteanu Raluca, Gorgan Carmen, Draghici Liviu*. University of Medicine and Pharmacy "Carol Davila" Bucharest; University of Medicine and Pharmacy "Carol Davila" Bucharest; Department of Pediatric Surgery, Maria Sklodowska Curie" Emergency Clinical Hospital for Children, Bucharest, Romania
- 09:54-10:01 LAPAROSCOPIC SURGERY OF HEPATIC HYDATID DISEASE: INITIAL EXPERIENCE AND EARLY FOLLOW-UP. *Zolpi Elisa, Bleve Cosimo, Conighi Marialuisa, Costa Lorenzo, Fasoli Lorella, Chiarenza Salvatore Fabio*. Department of Pediatric Surgery and Pediatric Minimally Invasive Surgery and New Technologies San Bortolo Hospital, Vicenza, Italy

10:00-10:30 Inaugural Act: Juan C. de Agustín Asensio (E), Philippe Montupet (F) & Authorities (E)

10:30-11:00 Coffee break & Commercial Exhibition



11:00-12:20 Session III, Gastrointestinal III

Chairmen: Mario Mendoza (CH) & Piotr Czauderna (Po)

- 11:00-11:07 LAPAROSCOPIC GASTROPEXY, A DEFINITIVE TREATMENT FOR CHRONIC GASTRIC VOLVULUS. *Fernandez-Bautista Beatriz, Corona Carolina, Perez-Egido Laura, Cerda Julio Arturo, Fanjul Maria, Garcia-Casillas M^aAntonia, Simal Isabel and De Agustín Juan Carlos.* Gregorio Marañón University Hospital; Miguel Servet University Hospital. Madrid, Spain
- 11:07-11:14 BENEFITS AND WARNINGS OF P.I.R.S. TECHNIQUE LEAVING NO PERITONEAL GAPS TO REPAIR INGUINAL HERNIA AND COMMUNICATING HYDROCELES IN CHILDREN. Barroso Catarina, Etlinger Péter, Osório Angélica, Correia-Pinto Jorge. Life and Health Sciences Research Institute (ICVS), School of Health Sciences, University of Minho, Braga, Portugal; ICVS/3B's – PT; Government Associate Laboratory, Braga/Guimarães, Portugal; Department of Pediatric Surgery, Hospital de Braga, Portugal
- 11:14-11:21 ONE TROCAR NEEDLESCOPIC ASSISTED HERNIA REPAIR IN CHILDREN; A NOVEL TECHNIQUE. Rafik Shalaby, Maged Ismail, Omar Alsamahy. University Hospital Cairo, Egypt
- 11:21-11:28 TECHNIQUE FOR EFFICIENT SINGLE INCISION LAPAROSCOPIC PEDIATRIC INGUINAL HERNIA REPAIR. Rafik Shalaby. University Hospital Cairo, Egypt
- 11:28-11:35 LAPAROSCOPIC VENTRAL HERNIA REPAIR SECONDARY TO OMPHALOCELE. Martínez Castaño Irene, Aranda García María Jose, Villamil Vanesa, Sánchez Morote Juana María, Ruiz Pruneda Ramón. Cirugía Pediátrica, Hospital Clínico Universitario Virgen de la Arrixaca. Murcia, Spain
- 11:35-11:42 BARBED SUTURE FOR LAPAROSCOPIC CLOSURE OF A GIANT ANTERIOR CONGENITAL DIAPHRAGMATIC HERNIA IN A NEWBORN. Rojas-Ticona Javier, Allal Hossein. Virgen de la Arrixaca Clinical University Hospital, Murcia Spain ; Montpellier University Hospital Centre, France
- 11:42-11:49 LAPAROSCOPIC EXPLORATION OF WHOLE ABDOMINAL CAVITY, NOT ONLY THE TARGET ORGAN MAY DETECT ASSOCIATED PATHOLOGIES: INCIDENTALLY FOUND DIAPHRAGMATIC HERNIA AND RETROPERITONEAL CYST ASSOCIATED WITH GASTRIC DUPLICATION CYST. Tokar Baran, Alici Arslan Cigdem, Arda Surhan, Karagozolu Akin. Eskisehir OGU Medical School, Department of Pediatric Surgery, Eskisehir, Turkey
- 11:49-11:56 SINGLE INCISION LAPAROSCOPIC SURGERY: LESSONS FROM 50 FIRST PROCEDURES. Guillaume Podevin, Françoise Schmitt, Aurora Mariani, Belkhir Dahmane, Emilie Eyssartier. CHU – Angers, France
- 11:56-12:01 SINGLE INCISION LAPAROSCOPIC SURGERY (SILS) IN PAEDIATRIC PATIENTS WITH SICKLE CELL DISEASE COULD BE SAFELY BY PAEDIATRIC SURGERY TRAINEES. Said Hanan, Salahuddine Syed, Elsayed Ali, Fayez Mohamed, Banaja Abdulaziz, Alawi Ahmed, Raboie Enaam, Madani Hussam, Al Harbi Ibrahim, Almanee Aljawhara. KFAFH. Ireland
- 12:01-12:06 BENEFITS OF LAPAROSCOPIC-ASSISTED ANORECTAL PULL-THROUGH FOR HIGH ANORECTAL MALFORMATION. Marco Gambino, Patrizia Manfredi, La Riccia Antonio, Aceti M.G. Raffaella. UNIT OF PEDIATRIC SURGERY, Cosenza, Italy
- 12:06-12:11 SINGLE STAGE LAPAROSCOPIC APPROACH ANORECTOPLASTY FOR HIGH ANORECTAL MALFORMATION IN A MALE NEONATE. Nasser Bustangi, Francois Varlet, Manuel Lopez. Department of Paediatric Surgery & Urology University Hospital of Saint Etienne, France
- 12:11-12:16 EVALUATION OF FECAL INCONTINENCE IN CHILDREN AFTER LAPAROSCOPIC TOTAL PROCTOCOLECTOMY WITH ILEAL POUCH ANAL ANASTOMOSIS. Ates Ufuk, Ergun Ergun, Gollu Gulnur, Kucuk Gonul, Yagmurlu Aydin. Ankara University Medical School, Department of Pediatric Surgery, Ankara, Turkey



12:20-13:10 Session IV, Gastrointestinal IV

Chairmen: Ciro Esposito (I) + Philipp Szavay (CH)

- 12:20-12:27 UNUSUAL LOCALIZATION OF ABDOMINAL LYMPHANGIOMA: LAPAROSCOPIC EXCISION OF LIGAMENTUM TERES CYST EXTENDING TO FALCIFORM LIGAMENT. Alici Arslan Cigdem, Arda M. Surhan, Alici Umut, Tokar Baran. Turkey
- 12:27-12:34 LAPAROSCOPIC REMOVAL OF RETROPANCREATIC MATURE CYSTIC TERATOMA IN A 3-MONTHS-OLD GIRL. Nasser Bustangi, Sophie Vermersch, Manuel Lopez, François Varlet, Aurélien Scalabre. CHU Saint-Etienne, France
- 12:34-12:41 LAPAROSCOPIC RESECTION OF PANCREATIC TUMORS IN CHILDREN. Esposito Ciro, De Lagausie Pascal, Escolino Maria, Saxena Amulya, Holcomb 3rd George, Settimi Alessandro, Turrà Francesco, Becmeur Francois, Van der Zee David. Hopital de La Timone, Marseille, France; Federico II University of Naples, Naples, Italy; Chelsea Children's Hospital, London, UK; Children's Mercy Hospital, Kansas City, Missouri, USA.
- 12:41-12:46 ROLE OF LAPAROSCOPY IN PEDIATRIC INTESTINAL INJURY ASSESSMENT AFTER BLUNT ABDOMINAL TRAUMA. Vizi Andràs, Kovács Tamàs, Saxena Amulya K. Division of Pediatric Surgery, Department of Pediatrics, University of Szeged, Hungary; Department of Pediatric Surgery, Chelsea Children's Hospital. UK
- 12:46-12:53 CONVERSION TO OPEN SURGERY, CHOICE OR COMPLICATION? Ates Ufuk, Gollu Gulnur, Ergun Ergun, Turedi Bilge, Mammadov Fuad, Bingol-Kologlu Meltem, Yagmurlu Aydin, Aktug Tanju, Dindar Huseyin, Cakmak Murat. Department of Pediatric Surgery; Ankara University School of Medicine. Turkey
- 12:53-13:00 HEMODYNAMIC STATUS IN PEDIATRIC LAPAROSCOPY: COMBINED SURGICAL AND ANESTHESIOLOGIC STUDY. Luigi Avolio, Carlini Veronica, Pasqua Noemi, Brunero Marco, Guazzotti Marinella, Calcaterra Valeria, Pelizzo Gloria. Fondazione IRCCS Policlinico San Matteo, Department of Pediatric Surgery. Italy
- 13:00-13:05 BALLOON DILATATION IN ESOPHAGEAL STRICTURES IN EPIDERMOLYSIS BULLOSA AND THE ROLE OF ANESTHESIA. Gollu Gulnur, Ergun Ergun, Ates Ufuk, S Can Ozlem, Dindar Huseyin. Ankara University Medical School, Department of Pediatric Surgery, Ankara, Turkey
- 13:05-13:10 MESODIVERTICULAR BAND: LAPAROSCOPIC APPROACH TO A RARE CAUSE OF SMALL BOWEL OBSTRUCTION. Mirko Bertozzi, Elisa Magrini, Niccolò Nardi, Antonino Appignani. S.C. di Clinica Chirurgica Pediatrica Ospedale S. Maria della Misericordia - Università degli Studi di Perugia. Perugia, Italy


13:10-13:30 ESPE Presidential Address: Philippe Montupet (F)

13:30-15:00 Lunch & Commercial Exhibition

14:00-15:00 Poster Session I (GASTROINTESTINAL)

Chairmen: Lucas Matthysens (B), Carlos Giné Prades (E)

- 001 LAPAROSCOPIC PYLORIC STENOSIS TREATMENT WHEN YOU DO NOT HAVE IT ALL, WHAT CAN YOU DO? OUR INITIAL RESULTS. Panagiotis Petropoulos, Theodoros Dionysis, Christina Kassou. Euroclinic Children's Hospital. Greece
- 002 NEUROGENIC APPENDICOPATHY IN CHILDREN IN THE ERA OF LAPAROSCOPIC SURGERY. Muntean An-cuta, Saxena Amulya. Emergency Hospital for Children "Grigore Alexandrescu", Bucharest; Chelsea and Westminster Hospital NHS Foundation Trust, Imperial College London
- 003 LAPAROSCOPIC TREATMENT OF APPENDICEAL INTUSSUSCEPTIONS: RARE PEDIATRIC FINDING AND ITS CAVEATS!. Tamas Kovacs, Brigitta Balogh, Amulya K. Saxena. Division of Pediatric Surgery, Department of Pediatrics, University of Szeged, Hungary; Division of Pediatric Surgery, Department of Pe-



- diatrics, University of Szeged, Hungary; Department of Pediatric Surgery, Chelsea Children's Hospital, Chelsea and Westminster Hospital NHS Foundation Trust, Imperial College London
- 004 LAPAROSCOPIC SLEEVE GASTRECTOMY IN MORBID OBESE CHILDREN. Ergun Ergun, Turedi Bilge, Khanmemmedov Ferid, Gollu Gulnur, Ates Ufuk, Yagmurlu Aydin. Ankara University Medical School, Department of Pediatric Surgery, Ankara, Turkey
- 005 PROBLEMS OF GASTROSTOMY AND AFFECTING FACTORS. Tander Burak, Gunaydin Mithat, Hancioglu Sertac, Ariturk Ender, Bicakci Unal, Bernay Ferit. Ondokuz Mayıs University. Turkey
- 006 GASTRIC OUTLET OBSTRUCTION SECONDARY TO ACCIDENTAL ACID INGESTION IN A CHILD. Ávila-Ramírez LF, Rodríguez de Alarcón J, Soto Beaugerard C, Bodas Pinedo A, Vecino R, Fernández S. Endoscopy Pediatric Gastroenterology Hospital Clínico San Carlos, Madrid. Spain
- 007 LAPAROSCOPIC TREATMENT OF SUPERIOR MESENTERIC ARTERY SYNDROME. Fernández Atuan Rafael, Corona Bellostas Carolina, Ruiz de Temiño Mercedes, Álvarez García Natalia, González Ruiz Yurema, Siles Hinojosa Alexander, Elías Pollina Juan, Gracia Romero Jesús. Miguel Servet University Hospital. Spain
- 008 LAPAROSCOPIC PULL THROUGH WITHOUT COLOSTOMY FOR DEFINITIVE SURGERY OF SAXENA TYPE 4 POUCH COLON. Tander Burak, Gun Ezgi, Gunaydin Mithat. Ondokuz Mayıs University. Turkey
- 009 PRIMARY ABDOMINAL COCOON SYNDROME IDENTIFIED DURING LAPAROSCOPIC PERITONEAL DIALYSIS CATHETER INSERTION. Tander Burak, Gunaydin Mithat. Ondokuz Mayıs University. Turkey
- 010 THE VALUE OF LAPAROSCOPIC SURGERY IN YOUNG ATHLETES. Panagiotis Petropoulos, Theodoros Dionysis, Katherine Michalopoulou, Christina Kassou, Katherine Agrafioti. Euroclinic Children's Hospital. Greece

14:00-15:00 Poster Session II (MISCELLANEOUS)

Chairmen: Gloria Pelizzo (I), Alexey Gusev (Rus)

- 011 10 YEARS OF EXPERIENCE USING LAPAROSCOPIC APPROACH IN TREATMENT OF INGUINAL HERNIA IN CHILDREN. Gerus Sylwester, Kaczmarek Piotr, Podwórny Piotr, Orowska Maja, Bagaj Maciej, Patkowski Dariusz. Department of Pediatric Surgery and Urology. Wrocław Medical University, Poland
- 012 A RETROSPECTIVE ANALYSIS OF PERCUTANEOUS LONG-TERM CENTRAL VENOUS CATHETER INSERTIONS IN THE PAEDIATRIC POPULATION. Lim Audrie, Chan Esther, Assenheim Joseph, Syed Shamshad. Imperial College London, Faculty of Medicine and St Mary's Hospital. London, UK
- 013 BLUNT ABDOMINAL TRAUMA IN CHILDREN: DIAGNOSTIC AND THERAPEUTIC LAPAROSCOPY. Petra Zahradníková, Rene Jáger, Babala Jozef. Pediatric Surgery Department, Children's University Hospital, Faculty of Medicine, Comenius University. Bratislava, Slovakia
- 014 ASSOCIATED PATENT URACHUS AND PATENT OMPHALO-MESENTERIC DUCT . Mirko Bertozzi, Nicola Recchia, Sara Riccioni, Michele Scialpi, Antonino Appignani. S.C. di Clinica Chirurgica Pediatrica Ospedale S. Maria della Misericordia - Università degli Studi di Perugia. Perugia, Italy
- 015 LAPAROSCOPIC TECHNIQUE IN TREATMENT OF DUODENAL OBSTRUCTION. Gerus Sylwester, Kaczmarek Piotr, Podwórny Piotr, Palczewski Mateusz, Bagaj Maciej, Patkowski Dariusz. Department of Pediatric Surgery and Urology, Wrocław Medical University, Poland
- 016 LAPAROSCOPY FOR THE PROBLEMS OF VENTRICULO-PERITONEAL SHUNTS. Tander Burak, Gunaydin Mithat, Marangoz Abdullah, Ulus Aykan, Kuruoglu Enes, Gun Ezgi, Bernay Ferit. Ondokuz Mayıs University. Turkey
- 017 LAPAROSCOPIC APPROACH FOR A GIANT NON-MALIGNANT OVARIAN CYST IN A PRE-MENARCHEAL GIRL. Mendoza-Sagaon Mario, Hurni Yannick, Hamitaga Flurim, Voumard Natalia M, De Bernardis Gaston, Gonzalez Jorge, Cerchia Elisa, Braghetti Antonio, Puligheddu Carla. Department of Pediatric Surgery and Department of Radiology. Ospedale Regionale di Bellinzona e Valli, Switzerland



15:00-15:30 Keynote lecture I: *Richard Wolff* *ESPE* Lecture

“Minimal invasive surgery in a developing country”

Prof. Ketan Parish (Mumbai, India)

Introduced by Paul Philippe

15:35-16:30 Session V, Miscellaneous I

Chairmen: Jozef Babala (SK) & Munther Haddad (UK)

- 15:35-15:42 EFFECTS OF LAPAROSCOPIC HERNIA REPAIR BY PIRS (PERCUTANEOUS INTERNAL RING SUTURING) TECHNIQUE ON TESTICULAR ARTERY BLOOD SUPPLY AND ITS COSMETIC RESULTS. Oral Akgun, Karaca Leyla, Ahiskalioglu Ali, Yildiz Abdullah, Yigiter Murat, Celikkaya Mehmet Emin, Chyndolotov Temirlan, Salman Ahmet Bedii. Ataturk University School of Medicine Dept. of Pediatric Surgery, Dept. of Radiology, Dept. of Anesthesiology and Reanimation, Erzurum, Turkey
- 15:42-15:47 LAPAROSCOPIC PERCUTANEOUS EXTRAPERITONEAL CLOSURE FOR PATENT PROCESSUS VAGINALIS: LESSONS LEARNED BY A JUNIOR SURGEON. Moreira-Pinto João. Pediatric Surgery, Centro Hospitalar do Porto. Portugal
- 15:47-15:52 LAPAROSCOPIC MANAGEMENT IN PAEDIATRIC FEMORAL HERNIA: LITERATURE REVIEW. Muntean Ancuta, Saxena Amulya. Emergency Hospital for Children “Grigore Alexandrescu”, Bucharest; Chelsea and Westminster Hospital NHS Foundation Trust, Imperial College London. UK
- 15:52-15:57 LAPAROSCOPIC SELF-GRIPPING MESH HERNIA REPAIR IN ADOLESCENT CHILDREN: REPORT ON OUR EARLY EXPERIENCE. Sasi Szabo Laszlo. University of Debrecen, Hungary
- 15:57-16:02 TOTALLY EXTRAPERITONEAL INGUINAL HERNIA REPAIR IN ADOLESCENTS. Ribeiro Coelho Ana, Sousa Catarina, Marinho Ana Sofia, Barbosa-Sequeira Joana, Moreira-Pinto João, Magalhães Carlos, Carvalho Fátima. Department of Pediatric Surgery, CMIN-CHP, Porto, Portugal
- 16:02-16:09 LAPAROSCOPIC REPAIR OF A LARGE BILATERAL MORGAGNI HERNIA BY USING A PROSTHETIC MESH ANCHORED WITH BOTH INTRACORPOREAL SUTURES AND TRANSABDOMINAL WALL SUTURES BY APPLICATION OF LOOP SUTURE HOLDING TRICK. Ergun Ergun, Ates Ufuk, Turedi Bilge, Tastekin Nil Yasam, Bahadir Kutay, Bingol-Kologlu Meltem. Ankara University Faculty of Medicine, Department of Pediatric Surgery. Turkey
- 16:09-16:14 IS LAPAROSCOPIC APPROACH FOR WANDERING SPLEEN IN CHILDREN AN OPTION? Alqadi Gratianna Oana, Saxena Amulya K. Department of Paediatric Surgery, University of Medicine and Pharmacy ‘Carol Davila’, Bucharest, Romania ; Department of Paediatric Surgery, Chelsea and Westminster Hospital NHS Foundation Trust, Imperial College London, London, UK
- 16:14-16:21 WANDERING SPLEEN: LAPAROSCOPIC TRICKS IN TWO YOUNG PATIENTS. La Pergola Enrico, Fascetti Leon Francesco, De Corti Federica, Volpe Andrea, Nanni Lorenzo, Piergiorgio Gamba. Pediatric Surgery Unit, University of Padua, Italy
- 16:21-16:26 OUR FORTY YEARS EXPERIENCE IN ADRENALECTOMY FOR PHEOCHROMOCYTOMA IN CHILDHOOD: WHAT CHANGES LAPAROSCOPIC APPROACH HAS ADDED. Lima Mario, Gargano Tommaso, Al-Taher Raed, D'Antonio Simone, Maffi Michela. Department of Pediatric Surgery- Bologna University. Bologna, Italy

16:30-17:30 Debate: MIS in Hirschsprung Disease :

Chairmen: Luis de la Torre (USA) & Mario Mendoza Sagaón (CH)

- Duhamel technique: David Van der Zee (Netherlands)

- Soave technique: Girolamo Mattioli (Italy)

- Swenson technique: Dariusz Patkowski (Poland)

17:40-19:00 Annual General Assembly

Only *ESPE* Members

21:00 – 23:00 Annual Gala Dinner at “Puerta 57”, Real Madrid Football Club Stadium



Friday, September 30th

Pabellón docente, General Hospital

08:00-08:50 Session VI, Urology I

Chairmen: Jeff Valla (F) & Vincenzo di Benedetto (I)

- 08:00-08:05 UPJ OBSTRUCTION IN PEDIATRIC PATIENTS. SURGICAL MANAGEMENT: OPEN VS MININVASIVE TREATMENT. WHEN LAPAROSCOPIC AND WHEN RETROPERITONEOSCOPIC? Bleve Cosimo, Conighi Maria Luisa, Fasoli Lorella, Battaglino Francesco, Bucci Valeria, Zolpi Elisa, Salvatore Fabio. Department of Pediatric Surgery and Pediatric Minimally Invasive Surgery and New Technologies San Bortolo Hospital, Vicenza, Italy
- 08:05-08:12 LAPAROSCOPIC PYELOPLASTY FOR URETEROPELVIC JUNCTION OBSTRUCTION IN CHILDREN LESS THAN ONE YEAR-OLD. Vermersch Sophie, Scalabre Aurelien, Gallinet Claire, Philippe Paul, Varlet François, Lopez Manuel. CHU- Saint Etienne, France
- 08:12-08:17 ROBOTIC ASSISTED PYELOPLASTY IN CHILDREN: NOTES OF SURGICAL TECHNIQUE. Avolio Luigi, Romano Piero, Carlini Veronica, Fusillo Mario, Raffaele Alessandro, Pelizzo Gloria. Fondazione IRCCS Policlinico San Matteo, Department of Pediatric Surgery. Pavia, Italy
- 08:17-08:22 MICROPERCUTANEOUS ENDOPYELOTOMY IN THE TREATMENT OF SECONDARY URETEROPELVIC JUNCTION OBSTRUCTION. Parente Alberto, Burgos Laura, Ortiz Ruben, Rojo Raquel, De Agustin Juan Carlos, Angulo Jose Maria. Gregorio Marañón University Hospital. Madrid, Spain
- 08:22-08:27 UTILITY AND RELIABILITY OF URO-MRI STUDY (MAGNETIC RESONANCE IMAGING) IN UPJ ANOMALIES. Bucci Valeria, Belve Cosimo, Conighi Maria Lisa, Zolpi Elisa, Battaglino Francesco, Da Pozzo Stefano, Chiarenza Fabio. PEDIATRIC SURGERY SAN BORTOLO HOSPITAL. Vicenza, Italy
- 08:27-08:34 URETEROPELVIC JUNCTION OBSTRUCTION IN CHILDREN BY POLAR VESSELS. IS LAPAROSCOPIC VASCULAR HITCHING PROCEDURE A GOOD SOLUTION? SINGLE CENTER EXPERIENCE. Bleve Cosimo, Conighi Maria Luisa, Fasoli Lorella, Battaglino Francesco, Bucci Valeria, Zolpi Elisa, Chiarenza Salvatore Fabio. PEDIATRIC SURGERY SAN BORTOLO HOSPITAL. Vicenza, Italy
- 08:34-08:39 'VASCULAR HITCH' PROCEDURE. A FEASIBLE OPTION FOR THE TREATMENT OF EXTRINSIC PELVI-URETERIC JUNCTION OBSTRUCTION IN CHILDREN. Ortiz Ruben, Parente Alberto, Burgos Laura, Raquel Rojo, De Agustin Juan Carlos, Angulo Jose Maria. Pediatric Urology Division and Department of Pediatric Surgery. Gregorio Marañón University Hospital. Madrid, Spain
- 08:39-08:44 TRANSPERITONEAL LAPAROSCOPIC HEMINEPHROURETERECTOMY IN CHILDREN: SAFE, COSMETIC AND FAST. Aydogdu Ibrahim, Goknar Nilufer, Kilincaslan Huseyin, Silay Mesur Selcuk, Bezmialem Vakif University; SB Bagcilar Education and Research Hospital. Turkey
- 08:44-08:49 MINIMALLY INVASIVE TREATMENT OF SIMPLE RENAL CYSTS IN CHILDREN. Marte Antonio, Pinzotti Lucia, De Rosa Laura, Esposito Maria. Pediatric Surgery II University Naples, Italy

08:50-09:40 Session VII, Urology II

Chairmen: Henri Steyaert (B) & Orkan Ergun (Tr)

- 08:50-08:57 DIAGNOSIS AND LONG-TERM OUTCOME OF RENAL CYSTS AFTER LAPAROSCOPIC PARTIAL NEPHRECTOMY IN CHILDREN. Esposito Ciro, Troncoso Solar Bernardita, Escolino Maria, Iacona Roberta, Roberti Agnese, Turrà Francesco, Farina Alessandra, Settimi Alessandro, Mushtaq Imran. Federico II University of Naples, Naples, Italy; Great Ormond Street Hospital, London, UK
- 08:57-09:04 LAPAROSCOPIC NEPHRECTOMY FOR CROSSED FUSED RENAL ECTOPIA. Hernández Díaz Carlos, Ortega Escudero Marta, Ardela Díaz Carlos, Chamorro Juárez María del Rocío, Ruiz Hierro Cristina, González Herrero Marina, Gutiérrez Dueñas José Manuel. Burgos University Hospital. Burgos, Spain



- 09:04-09:09 UROLITHIASIS IN CHILDREN: AN ENTITY WHICH REQUIRES SEVERAL THERAPEUTIC OPTIONS. Albertos Mira-Marceli Nuria, Deltell Colomer Patricia, Kuan Argüello Maria Esmeralda, Gallego Mellado Natalia, Bordallo Vazquez Maria, Alcaraz Jimenez Pedro, Caballero Romeu Juan Pablo, Gonzalez Piñera Jeronimo. Department of Pediatric Surgery, University general Hospital of Alicante. Alicante, Spain
- 09:09-09:14 TREATMENT OF CYSTINIC STONES IN CHILDREN. Gerocarni Nappo Simona, Innocenzi Michele Collura Giuseppe, De Dominicis Mauro, Mele Ermelinda, Capozza Nicola. Bambino Gesù Children's Hospital. Rome, Italy
- 09:14-09:21 MICROPERC FOR RENAL STONES: INITIAL EXPERIENCE IN PEDIATRIC PATIENTS. Gerocarni Nappo Simona, Collura Giuseppe, De Dominicis Mauro, Innocenzi Michele, Caione Paolo, Capozza Nicola. Bambino Gesù Children's Hospital. Rome, Italy
- 09:21-09:26 PERCUTANEOUS NEPHROSCOPY FOR REMOVING AN INTRA-RENAL MIGRATED DOUBLE J STENT. Pérez-Bertólez Sonia, Mier Jorge; Vivas Grecia, Alonso Verónica, Valladares Juan Carlos, Barrero Rafael, Castro Laura, García-Merino Francisco. Pediatric Urology. Hospital Infantil Virgen del Rocío, Sevilla, Spain
- 09:26-09:31 10 YEARS OF PNEUMOVESICOSCOPIC CROSS-TRIGONAL URETERIC REIMPLANTATION: WHERE DO WE STAND TODAY? Basharkhah Alireza, Singer Georg, Hock Andras, Till Holger. University Clinic for Pediatric and Adolescent Surgery. Graz, Austria
- 09:31-09:36 ANALYSIS OF OUTCOMES COMPARING MINIMAL ACCESS URETERAL REIMPLANTATION TECHNIQUES. Etlinger Peter, Kovacs Tamas, Saxena Amulya. Division of Paediatric Surgery, Department of Paediatrics, University of Szeged, Hungary and Department of Paediatric Surgery, Chelsea Children's Hospital. Chelsea, UK

09:40-10:30 Session VIII, Urology III

Chairmen: Giovanna Riccipetoni (I) & Burak Tander (Tr)

- 09:40-09:45 EXTRAVESICAL URETERAL REIMPLANTATION FOLLOWING LICH-GREGOIR TECHNIQUE FOR THE CORRECTION OF VESICO URETERAL REFLUX COMPARATIVE STUDY BETWEEN OPEN VERSUS LAPAROSCOPY. Nasir Bustangi, A Kallas Chemaly, H Steyaert, F Varlet, M Lopez. Department of Paediatric Surgery and Urology, University Hospital of Saint Etienne. Saint Etienne, France and Hopital Universitaire des Enfants Reine Fabiola. Brussels, Belgium
- 09:45-09:50 COMPARISON OF DEXTRANOMER/HYALURONIC ACID BASED BULKING AGENTS IN THE TREATMENT OF VESICoureteral REFLUX IN CHILDREN: DEFLUX® VERSUS VURDEX®. Pogoreli Zenon, Gudelj Karla, Budimir Drazen, Todori Jakov, Juki Miro, Furlan Dubravko, Košuljandi Durdica, Saraga Marijan. University of Split, School of medicine. Croatia
- 09:50-09:55 THE ROLE OF LAPAROSCOPY IN THE MANAGEMENT OF URACHAL ANOMALIES IN CHILDREN. Mirko Bertozzi, Sara Riccioni, Elisa Magrini, Antonino Appignani. S.C. di Clinica Chirurgica Pediatrica e Sezione di Radiologia 2. Ospedale S. Maria della Misericordia - Università degli Studi di Perugia. Perugia, Italy
- 09:55-10:00 A SIMPLE, RESOURCE-SPARING LAPAROSCOPIC TECHNIQUE FOR RESECTING URACHAL REMNANTS IN NEWBORNS. Rohleder Stephan, Muensterer OM. University Center Mainz, Department of Pediatric Surgery. Mainz, Germany
- 10:00-10:05 LAPAROSCOPIC URETEROURETEROSTOMY FOR RETROCAVAL URETER. Pérez-Bertólez Sonia, Alonso Verónica, De la Torre Estrella, Valladares Juan Carlos, Marmolejo Fernando, García-Merino Francisco. Pediatric Urology. Hospital Virgen del Rocío. Sevilla, Spain
- 10:05-10:10 USE OF METALLIC DOUBLE J STENT IN A CHILD WITH RETROPERITONEAL FIBROSIS: INITIAL CASE REPORT. Gerocarni Nappo Simona, Collura Giuseppe, Patruno Giulio, Mele Ermelinda, Capozza Nicola. Bambino Gesù Children's Hospital. Rome, Italy
- 10:10-10:15 LAPAROSCOPIC MITROFANOFF: IS THE ANTERIOR BLADDER WALL BETTER? Gerocarni Nappo Simona, Collura Giuseppe, Innocenzi Michele, Caione Paolo. Bambino Gesù Children's Hospital. Rome, Italy



- 10:15-10:22 HIGH-PRESSURE BALLOON DILATATION FOR ORTHOTOPIC URETEROCELE TREATMENT. Pérez-Egido Laura, Parente Alberto, Angulo Jose Maria, Burgos Laura; Ortiz Ruben, Romero Rosa, De Agustín Juan Carlos. Gregorio Marañón University Hospital. Madrid, Spain
- 10:22-10:29 LAPAROSCOPIC EXTRAVESICAL SAGITAL DETRUSOTOMY IN OVERACTIVE BLADDER RESISTANT TO MEDICAL TREATMENT. Tokar Baran, Karagozlu Akin. Eskisehir OGU Medical School, Department of Pediatric Surgery, Section of Pediatric Urology, Eskisehir, Turkey

10:30-11:00 Coffee break & Commercial Exhibition

11:00-12:15 Session IX, Urology IV

Chairmen: Rafik Shalaby (Egypt) & Manuel Lopez (F)

- 11:00-11:07 WHY TO CHOOSE LAPAROSCOPIC SIGMOID VAGINOPLASTY IN CHILDREN WITH DISORDERS OF SEXUAL DEVELOPMENT? Ates Ufuk, Gollu Gulnur, Ergun Ergun, Bahadır Kutay, Yagmurlu Aydin. Ankara University Faculty of Medicine Department of Pediatric Surgery. Turkey
- 11:07-11:12 VAGINAL PULL THROUGH BY ROBOTIC-ASSISTED LAPAROSCOPY: A NEW APPROACH FOR THE XX, CAH DSD. Aurélien Binet, Karim Braïk, Ann-Rose Cook, Nathalie Magontier, Roland Crenn, Pierre-Yves Mure, Hubert Lardy. CHU TOURS - Gatien de Clocheville Hospital; CHU TOURS, France and CHU LYON - Woman-Mother-C. Lyon, France
- 11:12-11:17 ROBOTIC-LAPAROSCOPY TREATMENT FOR PERSISTENT MÜLLERIAN DUCT DERIVATIVES. Aurélien Binet, Mario Lima, Ann-Rose Cook; Karim Braïk, Caroline Szwarc, Hubert Lardy. CHU TOURS - Gatien de Clocheville Hospital. Tours, France and CHU Bologna, Italy
- 11:17-11:22 LAPAROSCOPIC MANAGEMENT OF MÜLLERIAN DUCT REMNANTS: WHAT DO WE KNOW? Raicevic Maja; Saxena Amulya. Clinic for Pediatric Surgery and orthopedics, Clinical Center. Nis, Serbia and Department of Pediatric Surgery, Chelsea Children's Hospital, Chelsea and Westminster NHS Fdn Trust, Imperial College London, United Kingdom
- 11:22-11:27 ACUTE ADNEXAL PATHOLOGIES IN CHILDHOOD AND ADOLESCENCE WITH SPECIAL EMPHASIS ON OVARIAN TORSION: ARE THERE PREDICTIVE CLINICAL SYMPTOMS? Zimmermann Peter, Bolli Philipp, Holland Cunz Stefan. Department of Pediatric Surgery, University Children's Hospital Basel. Basel, Switzerland
- 11:27-11:32 CURRENT MANAGEMENT OF PEDIATRIC OVARIAN TORSION AND ITS RECURRENCE: A MULTI-CENTRIC STUDY – PART I. Mirko Bertozzi, Ciro Esposito, Salvatore Fabio Chiarenza, Pier Giorgio Gamba, Waifro Rigamonti, Michele Ubertaini, Vito Briganti, Giovanna Riccipetoni, Alessandro Inserra, Antonino Appignani. S.C. di Clinica Chirurgica Pediatrica Ospedale S. Maria della Misericordia - Università degli Studi di Perugia. Perugia, Italy; Ospedale dei Bambini "V. Buzzi" Milano, Italy and Department of Translational Medical Sciences, Federico II University of Naples. Naples, Italy
- 11:32-11:37 CURRENT MANAGEMENT OF PEDIATRIC OVARIAN TORSION AND ITS RECURRENCE: A MULTI-CENTER STUDY – PART II. Mirko Bertozzi, Claudio Vella, Ciro Esposito, Pier Giorgio Gamba, Vito Briganti, Nicola Zampieri, Giovanna Riccipetoni, Salvatore Fabio Chiarenza, Alessandro Inserra, Antonino Appignani. S.C. di Clinica Chirurgica Pediatrica Ospedale S. Maria della Misericordia - Università degli Studi di Perugia. Perugia, Italy; S. C. di Chirurgia Pediatrica, Ospedale dei Bambini "V. Buzzi" Milano, Italy; Department of Translational Medical Sciences, Federico II University of Naples. Naples, Italy
- 11:37-11:42 SINGLE INCISION LAPAROSCOPIC ASSISTED OVARIAN CYSTECTOMY IN NEWBORNS USING 5MM PORT. Hanan Said, Fayez Mohamed, Elsayed Ali, Salhuddin Syed, Alawi Ahmed. KFAFH. Ireland
- 11:42-11:47 INTRAUTERINE ADNEXIAL TORSIONS AND AUTOAMPUTATION. Yildiz Abdullah, Sehovic Kecik Esma, Akin Melih, Sever Nihat, Karada, Çetin Ali, Demir Mesut, Kaba Meltem, Dokucu Ali Ihsan. Turkey



- 11:47-11:52 LAPAROSCOPIC MANAGEMENT OF MATURE CYSTIC TERATOMA OF OVARIES. Raicevic Maja, Saxena Amulya. Clinic for Pediatric Surgery and orthopedics, Clinical Center. Nis, Serbia and Department of Pediatric Surgery, Chelsea Children's Hospital, Chelsea and Westminster NHS Fdn Trust, Imperial College London, United Kingdom
- 11:52-11:59 TWENTY-YEAR EXPERIENCE WITH LAPAROSCOPIC INGUINAL HERNIA REPAIR IN INFANTS AND CHILDREN: CONSIDERATIONS AND RESULTS ON 1833 HERNIA REPAIRS. Esposito Ciro, Escolino Maria, Cortese Giuseppe, Turrà Francesco, Farina Alessandr, Roberti Agnese, Izzo Serena, Cerulo Mariapina, Settimi Alessandro. Federico II University of Naples. Naples, Italy
- 11:59-12:04 DIAGNOSIS AND MANAGEMENT OF ABDOMINO-SCROTAL HYDROCELE IN CHILDREN: PHYSICAL EXAMINATION, ULTRASOUND AND LAPAROSCOPY. Tokar Baran, Karagozoglu Akin. Eskisehir OGU Medical School, Department of Pediatric Surgery, Section of Pediatric Urology, Eskisehir, Turkey
- 12:04-12:09 THE ADVANTAGES OF PRIMARY LAPAROSCOPIC ORCHIDOPEXY IN THE TREATMENT OF HIGH INTRA-ABDOMINAL TESTIS. Marco Gambino, Patrizia Manfredi, Luciano Di Leone, Gaetano Pugliese, M.G. Rafaella Aceti. Unit of Pediatric Surgery. Cosenza, Italy
- 12:09-12:14 COMBINED APPROACH: LAPAROSCOPIC AND FLEXIBLE CISTOSCOPY FOR THE TREATMENT OF RENAL STONES ASSOCIATED WITH PUJO. Scuderi Maria Grazia, Falsaperla Mario, Olenik Damiana, Di Benedetto Vincenzo. Urology Department, Pediatric Surgery and NICU Department Policlinico Vittorio Emanuele Hospital University of Catania. Catania, Italy

12:30-13:20 Session X, Innovations

Chairmen: Jorge Correia Pinto (Pt) & Stefan Gfroerer (D)

- 12:30-12:37 ULTRASOUND-GUIDED DISSECTION AND LIGATION OF THE INTERNAL INGUINAL RING FOR HERNIA REPAIR IN PEDIATRICS: AN EXPERIMENTAL ANIMAL STUDY. Reino-Pires Pedro, Pêgo José Miguel, Miranda Alice, Barroso Catarina, España Margarida, Correia-Pinto Jorge. Life and Health Sciences Research Institute (ICVS), School of Health Sciences, University of Minho, Braga, Portugal; ICVS/3B's-PT Government Associate Laboratory, Braga/Guimarães, Portugal
- 12:37-12:44 4-YEAR RESULTS OF MINIMALLY INVASIVE SURGERY IN CHILDREN WITH THORACO ABDOMINAL NEUROBLASTOMA. Andreev Evgeny, Sergey Talykov, Tatyana Shamanskaya, Maxim Sukhov, Denis Kachanov, Nikolay Grachev, Natalya Uskova, Raisa Oganesyana, Galina Tereschenko, Svetlana Varfolomeeva. Russian Federation
- 12:44-12:51 MINI INVASIVE SURGERY TECHNIQUES AND FUNCTIONAL STUDY OF THE LATERAL GRASPING NEURAL NETWORK AREA. Carlini Veronica, Romano Piero, Pasqua Noemi, Raffaele Alessandro, Avolio Luigi, Calcaterra Valeria, Pelizzo Gloria. Fondazione IRCCS Policlinico San Matteo, Department of Pediatric Surgery. Pavia, Italy
- 12:51-12:56 PREOPERATIVE PLANNING IN PEDIATRIC SURGERY WITH « VISIBLE PATIENT » (VP) 3D MODELING SERVICE. François Becmeur, Isabelle Lacreuse, Raphaël Moog, François Varlet, Isabelle Kauffmann, Sabine Irtan, Aurélien Scalabre, Manuel Lopez, Georges Audry, Anne Schneider. Hôpitaux Universitaires Strasbourg, France; Hôpital Universitaire Saint Etienne, France; Hôpital Trousseau, Paris, France
- 12:56-13:01 PORT-LESS 3MM LAPAROSCOPIC APPENDICECTOMY. Jackson Olivier. UK
- 13:01-13:06 MAKING A CASE FOR A LAPAROSCOPIC SKILLS TRAINING PROGRAMME FOR JUNIOR SURGEONS. Phaily Ary, Thomas John, Ali Asad, Robinson Alexander. Ashford and St. Peter's Hospitals NHS Foundation Trust; University Hospital of Wales. UK
- 13:06-13:11 EVALUATION OF A MOTORIZED NEEDLE-HOLDER IN LAPAROSCOPIC TOUPET FUNDOPLICATION AND THORACOSCOPIC DIAPHRAGM PPLICATION. Rabattu Pierre-Yves, Robert Yohann, Sibert Mathieu, Bey Elsa, Piolat Christian. CHU Grenoble, France
- 13:11-13:16 USE OF A MOTORIZED ARTICULATED AND VOICE-COMMANDED ENDOSCOPE-CARRIER FOR PEDIATRIC COELIO-SURGERY. Robert Yohann, Rabattu Pierre-Yves, Sibert Mathieu, Bey Elsa, Piolat Christian. CHU Grenoble, France



13:30-14:00 Keynote lecture II

“Challenges for pre-clinical validation of new medical devices. A glimpse on the future”

Francois Laborde (France) CEO of IMM RESEARCH: IMMR, Paris, France

Introduced by Juan Tovar (E)

PARALLEL SESSION

2nd Floor Pabellón Docente, General Hospital

08:00-08:55 Session XI, Thorax I

Chairmen: François Becmeur (F) & Michal Rygl (CZ)

- 08:00-08:05 ANTHROPOMETRY - INITIAL DIAGNOSTIC MODALITY IN PATIENTS WITH PECTUS EXCAVATUM. Stefankova Eva, Omanik Pavol, Babala Jozef, Stanova Barbara, Nescakova Eva, Trnka Jan. Pediatric Surgery Department, Children's University Hospital, Faculty of Medicine, Comenius University. Bratislava, Slovakia
- 08:05-08:12 THORACOSCOPIC OPERATIONS FOR NEUROGENIC TUMOURS IN CHILDREN. Razumovsky Alexander, Rachkov Victor, Andreev Yeugeniy, Talypov Sergey, Alkhasov Abdumanap, Zadvernyuk Alexander, Batayev Said-Khassan, Sukhov Maxim, Uskova Natalia. Russian State Medical University; Federal Scientific and Clinical Center of Pediatric Hematology, Oncology and Immunology named after Dmitriy Rogachev, Moscow, Russia
- 08:12-08:17 VATS FOR LESIONS OF MEDIASTINUM. Ruol Michel, Fascetti Leon Francesco, Ghidini Filippo, Gamba Piergiorgio. Paediatric Surgery, Department of Women's and Children's Health, University of Padova. Padova, Italy
- 08:17-08:22 DIAPHRAGMATIC PATHOLOGY: OUR EXPERIENCE IN MINIMALLY INVASIVE SURGERY. Garcia Vazquez Araceli, Aneiros Castro Belen, Cano Novillo Indalecio, Lopez Diaz Maria, Morante Rocio, Tordable Ojeda Cristina, Carrillo Castro Isabel, Moreno Cegarra Cecilia, Benavent Gordo Maria Isabel, Gomez F. Hospital Universitario Doce de Octubre. Madrid, Spain
- 08:22-08:27 EXPERIENCE WITH LOOP SUTURE HOLDING TECHNIQUE DURING TRANSABDOMINAL WALL CLOSURE OF MORGAGNI HERNIA REPAIR: AN EASIER AND QUICKER APPROACH. Gollu Gulnur, Ates Ufuk, Tastekin Nil Yasam, Ergun Ergun, Bahadir Kutay, Dindar Huseyin, Yagmurlu Aydin, Bingol Kologlu Meltem, Cakmak Murat. Ankara University Medical School, Department of Pediatric Surgery, Ankara, Turkey
- 08:27-08:34 THORACOSCOPIC REPAIR OF A RIGHT CONGENITAL DIAPHRAGMATIC HERNIA WITH THORACIC ECTOPIC KIDNEY. Hernandez-Martin Sara, Perez-Martinez Alberto, Ayuso Lidia, Molina Ada Yessinia, Pison Javier, Peñafiel Diego, Martinez-Bermejo Miguel Angel, Iceta Ainhoa. Pediatric Surgery. Complejo Hospitalario de Navarra. Navarra, Spain
- 08:34-08:41 SURGERY OF CONGENITAL PULMONARY AIRWAY MALFORMATIONS: FEASIBILITY OF A PEDIATRIC FAST-TRACK PROTOCOL. Clermidi Pauline, Jaby Olivier, Bellon Myriam, Skhiri Alia, Vitoux Christine, Peuchmaur Michel, Bonnard Arnaud. Pediatric Surgery Department, Robert-Debré Hospital - APHP, Paris; Pediatric Surgery Department, Créteil Intercommunal Hospital, Créteil, Department of Anaesthesia and Intensive Care, Robert-Debré Hospital - APHP, Paris
- 08:41-08:46 NEONATAL CO₂-PNEUMOTHORAX: IMPACT ON NEURODEVELOPMENTAL MILESTONES ACQUISITION AND LONG-TERM BEHAVIORAL OUTCOMES IN RAT MODEL. Miranda Alice, Pêgo José Miguel, Correia-Pinto Jorge. Life and Health Sciences Research Institute (ICVS), School of Health Sciences,



University of Minho, Braga, Portugal; ICVS/3B's – PT; Government Associate Laboratory, Braga/Guimarães, Portugal

08:46-08:53 THORACOSCOPIC TRAINING PROGRAM AND INITIAL CLINICAL EXPERIENCE IN CARDIAC SURGERY IN CHILDREN. De Agustin Juan C., Pérez-Caballero Ramón, Pita Ana, González María Teresa, Gil-Jáurena Juan Miguel. Department of Pediatric Surgery and Pediatric Cardiac Surgery Division, Hospital General Universitario Gregorio Marañón. Madrid, Spain

08:55-10:05 Session XII, Thorax II

Chairmen: Laurent Fourcade (F) & Paul Philippe (L)

08:55-09:00 THORACOSCOPIC RIB RESECTION IN CHILDREN. Francois Becmeur, Philippe Gicquel, Anne Schneider, Isabelle Lacreuse, Isabelle Kauffmann, Raphaël Moog, Jean-Michel Clavert, Dheidan Alshammari. Hôpitaux Universitaires de Strasbourg, France

09:00-09:05 NUSS PROCEDURE: A MODIFIED TECHNIQUE TO AVOID MAJOR COMPLICATIONS. Anastasia Durry, François Becmeur, Philippe Gicquel, Anne Schneider, Isabelle Lacreuse, Isabelle Kauffmann, Raphaël Moog, Jean-Michel Clavert. Hôpitaux Universitaires de Strasbourg, France

09:05-09:10 THORACOSCOPIC RESECTION OF A LUNG KERATOCYST ASSOCIATED WITH PULMONARY SEQUESTRATION. Lima Mario, Gargano Tommaso, Maffi Michela, Di Salvo Neil, Al-Taher Raed. Department of Pediatric Surgery, Bologna University. Bologna, Italy

09:10-09:15 THORACOSCOPIC LOBECTOMY IN CHILDREN- ONE CENTER EXPERIENCE. Losin Marcin, Murawski Maciej, Golebiewski Andrzej, Czauderna Piotr. Department of Surgery and Urology for Children and Adolescents Medical University of Gdansk, Poland

09:15-09:20 LOBUS VENAE AZYGOS PRESENTED WITH SPONTANEOUS PNEUMOTHORAX. Rygl Michal, Frybova Barbora, Mixa Vladimir, Kyncl Martin. 2nd Faculty of Medicine Charles University in Prague and University Hospital in Motol, Czech Republic

09:20-09:25 IS THERE A PLACE FOR THORACOSCOPIC LOBECTOMY AFTER SEVERE PULMONARY INFECTIONS? Zamfir Corina, Rodesch Gregory, Steyaert Henri, Khelif Karim. "Queen Fabiola" University Children's Hospital, ULB, Brussels, Belgium

09:25-09:30 IS THORACOSCOPIC APPROACH JUSTIFIED IN PEDIATRIC PULMONARY HYDATID CYST TREATMENT? Dokumcu Zafer, Arslan Serkan, Divarci Emre, Erdener Ata, Ozcan Coskun. Ege University Faculty of Medicine Department of Pediatric Surgery. Turkey

09:30-09:35 THORACOSCOPIC STAGE REPAIR OF ESOPHAGEAL ATRESIA USING INTERNAL TRACTION- WHAT TIME BETWEEN STAGES IS OPTIMAL? Patkowski Dariusz, Gerus Sylwester, Palczewski Mateusz, Uczak Justyna, Rasiewicz Marcin, Bagaj Macie. Department of Pediatric Surgery and Urology. Wroclaw Medical University. Poland

09:35-09:42 THORACOSCOPIC APPROACH FOR LONG-GAP ESOPHAGEAL ATRESIA TYPE III WITH SCIMITAR SYNDROME. Rojas-Ticona Javier, Allal Hossein. Virgen de la Arrixaca Clinical University Hospital, Murcia, Spain and Montpellier University Hospital Centre, France

09:42-09:49 THORACOSCOPY IN THE NEONATAL TREATMENT OF TYPE H TRACHEOESOPHAGEAL FISTULA WITHOUT ATRESIA. Rojas-Ticona Javier, Allal Hossein. Virgen de la Arrixaca Clinical University Hospital, Murcia, Spain and Montpellier University Hospital Centre, France

09:49-09:56 THORACOSCOPIC VASCULAR LIGATION IN A CHILD WITH SCIMITAR SYNDROME VARIANT. Dokumcu Zafer, Divarci Emre, Ozcan Coskun, Erdener Ata. Ege University Faculty of Medicine, Department of Pediatric Surgery. Turkey

09:56-10:01 IS IT SAFE FOR PAEDIATRIC SURGERY TRAINEES TO PERFORM THORACOSCOPIC PROCEDURES. Said Hanan, El Dabbagh Maha, Salahuddin Syed, Elsayed Ali, Fayez Mohamed. KFAFH, Ireland

10:05-10:30 Coffee break & Commercial Exhibition



10:30-11:25 Session XIII, Miscellaneous II

Chairmen: Paola Midrio (I) & Thomas Tsang (UK)

- 10:30-10:35 ENDOSCOPIC BIOPSY IN CHILDREN WITH ONCOLOGICAL AND ONCOHEMATOLOGICAL DISEASES. Talypov Sergey, Myakova Natalia, Uskova Natalia, Oganessian Raisa, Andreev Evgeny, Ivanova Natalia. Russian Federation
- 10:35-10:40 THE MINIMAL INVASIVE SURGERY AS A THERAPEUTIC TOOL IN PEDIATRIC ONCOLOGIC PATIENTS. Gómez Chacón Javier, Cortés Saéz Jorge, Marco Macián Alfredo, Ortola Paula. HUP La Fé, Valencia, Spain
- 10:40-10:47 COMPARISON OF 5 AND 8 MM ROBOTIC INSTRUMENTS IN SMALL CAVITIES. Ballouhey Quentin, Grosos Céline, Clermidi Pauline, Compagnon Roxane, Cros Jérôme, Ghouilem Mourad, Longis Bernard, Fourcade Laurent. Limoges University Hospital, France
- 10:47-10:52 BARRIERS OF ROBOTIC SURGERY FROM THE POINT OF VIEW OF ENDOSCOPIC SURGEONS. Ates Ufuk, Ergun Ergun, Gollu Bahadır Gulnur, Turedi Bilge, Bahadır Kutay, Cakmak Murat. Ankara University Faculty of Medicine, Department of Pediatric Surgery. Turkey
- 10:52-10:59 ROBOTIC SURGERY FOR A LIVER CYST HYDATID IN A CHILD. Turedi Bilge, Gollu Gulnur, Ates Ufuk, Tastekin Nil Yasam, Ergun Ergun, Bahadır Kutay, Yagmurlu Aydin. Ankara University Faculty of Medicine Department of Pediatric Surgery. Turkey
- 10:59-11:06 ARE SKILLS TRANSFER FROM ROBOTIC ASSISTED LAPAROSCOPY SURGERY TO CONVENTIONAL LAPAROSCOPIC SURGERY WORKABLE? Pauline Clermidi, Quentin Ballouhey, Xavier Orsoni, Evan Appourchaud, Bernard Longis, Laurent Fourcade. Department of Pediatric Surgery, Limoges University Hospital, Limoges, France
- 11:06-11:11 APPLICATIONS OF BAYDO KNOT TYING IN PEDIATRIC SURGERY. Coelho Ana, Miranda Alice, Carvalho Fátima, Correia-Pinto Jorge. Life and Health Sciences Research Institute (ICVS), School of Health Sciences, University of Minho, Braga, Portugal; [2] ICVS/3B's-PT Government Associate Laboratory, Braga/Guimarães, Portugal
- 11:11-11:16 TESTING OF FACE, CONTENT AND CONSTRUCTION VALIDITIES OF LOW COST SIMULATOR TO DEVELOPMENT LAPAROSCOPIC SKILLS. Corona Carolina, Pérez-Egido Laura, Fanjul María, García-Casillas M^aAntonia, Parente Alberto, Simal Isabel, Cerdá Julio Arturo, De Agustín Juan Carlos. Miguel Servet University Hospital; Gregorio Marañón University Hospital. Madrid, Spain
- 11:16-11:21 ANASTOMOSIS WITH ANIMAL TISSUE IN A LAPAROSCOPIC SIMULATOR AS A METHOD OF LEARNING IN MINIMAL ACCESS SURGERY. Pérez-Egido Laura, Corona Carolina, Simal Isabel, Fanjul María, García-Casillas M^aAntonia, Parente Alberto, Cerdá Julio Arturo, Pelaez David, De Agustín Juan Carlos. Gregorio Marañón University Hospital; Miguel Servet University Hospital. Madrid, Spain
- 11:21-11:26 ENDOSCOPIC EXCISION OF FOREHEAD AND EYEBROW BENIGN TUMORS IN CHILDREN. Ver-mersch Sophie, Lopez Manuel, Varlet Francois. CHU Saint Etienne, France

14:00-15:30 Lunch & Commercial Exhibition

14:30-15:30 Poster Session III (UROLOGY)

Chairmen: Hubert Lardy (F), Tamas Kovacs (Hu)

- 018 TESTICULAR HYDROCELE AFTER LAPAROSCOPIC APPROACH FOR VARICOCELE. OUR EARLY EXPERIENCE. Savu Bogdan, Ciornei Mihaela, Tarca Elena. Romania
- 019 INGUINAL HERNIA REPAIR: FIFTEEN YEAR FOLLOW UP COMPARING THREE DIFFERENT METHODS OF MANAGING THE RISK OF METACHRONOUS HERNIA. Scarlett Alexandra L, Vithana VH, Tsang Thomas T. Norfolk & Norwich University Hospital. UK



- 020 MINIMALLY INVASIVE SURGERY FOR ADNEXAL PATHOLOGY: OUR EXPERIENCE. Jokic Radoica, Antic Jelena, Šarac Dragan, Bukarica Svetlana, Lovrenski Jovan, Trajkovic Velicko. Clinic of Paediatric Surgery. Serbia
- 021 PEDIATRIC INGUINAL HERNIA REPAIR (LIHR): COMPARISON OF RESULTS IN 2015. Brigitta Balogh, Amulya K. Saxena. Division of Pediatric Surgery, Department of Pediatrics, University of Szeged, Hungary; Department of Pediatric Surgery, Chelsea Children's Hospital, Chelsea and Westminster NHS Fdn Trust, Imperial College London, United Kingdom
- 022 LAPARO-ENDOSCOPIC SINGLE SITE (LESS) APPROACH FOR TRANSPOSITION OF KIDNEY LOWER POLE CROSSING VESSELS IN CHILD. Aurora Mariani, Nicolas Hoarau, Emilie Eyssartier, Françoise Schmitt, Guillaume Podevin. Department of Pediatric Surgery, CHU – Angers, France
- 023 PERSISTENT RETROPERITONEAL-CUTANEOUS FISTULA AFTER LAPAROSCOPIC URETERO-NEPHRECTOMY IN PAEDIATRIC XANTHOGRANULOMATOUS PYELONEPHRITIS: A CASE REPORT. Mendoza-Sagaon Mario, Hurni Yannick, Hamitaga Flurim, Voumard Natalia M, De Bernardis Gaston, Gonzalez Jorge, Cerchia Elisa, Braghetta Antonio, Puligheddu Carla. Department of Pediatric Surgery and Department of Radiology. Ospedale Regionale di Bellinzona e Valli, Switzerland
- 024 PROTECTION OF TESTICULAR ARTERY IN LAPAROSCOPIC SURGERY FOR VARICOCELE. Gunaydin Mithat, Tander Burak, Bernay Ferit, Rizalar Riza, Bicakci Unal. Ondokuz Mayıs University. Turkey
- 025 PROTECTIVE OVARIAN TRANSPOSITION IN PELVIC RADIOTHERAPY. Tander Burak, Tosun Migraci, Hancioglu Sertac, Dagdemir Ayhan. Ondokuz Mayıs University. Turkey
- 026 IMPALPABLE TESTIS: OUR EXPERIENCE AND TREATMENT PROTOCOL. Zivkovic Dragana, Sarac Dragan, Varga Jan, Fratric Ivana. Institute for Child and Youth Health Care of Vojvodina. Serbia
- 027 LAPAROSCOPIC FOWLER-STEPHEN PROCEDURE (SECOND STAGE) FOR BILATERAL ORCHIDOPEXY IN PRUNE-BELLY SYNDROME. Ortega Escudero Marta, Hernández Díaz Carlos, Ruiz Hierro Cristina, Chamorro Juárez María del Rocío, González Herrero Marina, Gutiérrez Dueñas José Manuel. Burgos University Hospital. Burgos, Spain

14:30-15:30 Poster Session IV (THORAX)

Chairmen: Isabela Draghici (Rom), Marcos Prada Arias (E)

- 028 THORACOSCOPIC SYMPATHECTOMY FOR PALMAR HYPERHIDROSIS IN A 12 YEAR OLD GIRL. Giannotti Giulia, Betalli Pietro, Migliazza Lucia, Colusso Mara Marcella, Zaranko Elvira, Brena Mario leo, Cheli Maurizio. U.S.C. Chirurgia Pediatrica, Asst-pg23 Papa Giovanni XXIII, Bergamo, Italy
- 029 TWO CASES OF DIAPHRAGMATIC HERNIA RECURRENCE MASQUERADING AS PLEURAL EFFUSION: THORACOSCOPIC DIAGNOSIS AND TREATMENT. Lima Mario, Gargano Tommaso, Maffi Michela, Ruggeri Giovanni, Al-Taher Raed. Department of Pediatric Surgery, Bologna University. Bologna, Italy
- 030 FIRST EXPERIENCE OF THORACOSCOPIC HYDROSURGERY IN PATIENT WITH PLEURAL EMPYEMA. Bataev Saidkhasan, Rozinov Vladimir, Zurbayev Nodari, Ignatiev Roman, Afaunov Murad, Fedorov Alexander, Molotov Ruslan, Bogdanov Alexander, Tkachenko Boris, Plotnicov Nicolay. Speransky Children's Hospital, Scientific Research Institute for Pediatric Surgery at the Pirogov Russian National Research Medical University and SI RAS, Moscow, Russia
- 031 THORACOSCOPIC REPAIR OF OESOPHAGEAL ATRESIA (OA): HOW IS THIS SPECIFIC TOPIC EXPLAINED ON SOCIAL MEDIA (YOUTUBE®)? Brigitta Balogh, Tamás Kovács, Amulya K. Saxena. Division of Pediatric Surgery, Department of Pediatrics, University of Szeged, Hungary; Department of Pediatric Surgery, Chelsea Children's Hospital, Chelsea and Westminster NHS Fdn Trust, Imperial College London, United Kingdom
- 032 MANAGEMENT OF A PEN CAP ASPIRATION BY TRACHEOTOMY DUE TO FAILED REMOVAL ATTEMPTS THROUGH RIMA GLOTTIS. Tander Burak, Atmaca Sinan, Gunaydin Mithat, Gun Ezgi. Ondokuz Mayıs University. Turkey
- 033 REMOVAL OF AN EMBEDDED DICE IN THE BRONCHUS: A TECHNICAL CHALLENGE. Tander Burak and Hancioglu Sertac. Ondokuz Mayıs University. Turkey



15:30-16:00 Keynote lecture III

“New Trends in Therapy of Chest Wall Deformities”

Marcelo Martínez-Ferro (Argentina)

Introduced by Juan de Agustin Asensio (E)

16:05-16:15 ESPES Awards: *Philippe Montupet (F), Paul Philippe (L) & Piergiorgio Gamba (I)*

16:20-17:20 Session XIV: “Best Papers Presentation”: ESPES /SIVI /GECI /GEEP

Chairmen: Raimundo Beltrá (E) & Amulya Saxena (UK)

17:20-17:30 Closing remarks: *Ciro Esposito (I)*

ESPES